

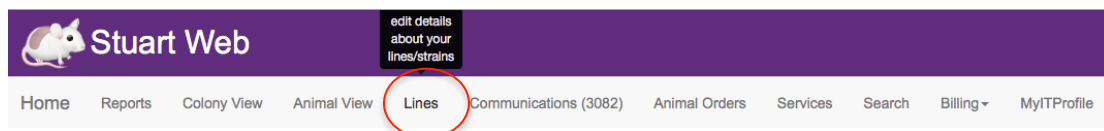
Entering Line Instructions to Manage Research Colonies using StuartWeb


If you do not already have access to StuartWEB, please complete the [StuartWeb Access Form](#) and return the form to orders@abr.org.au.

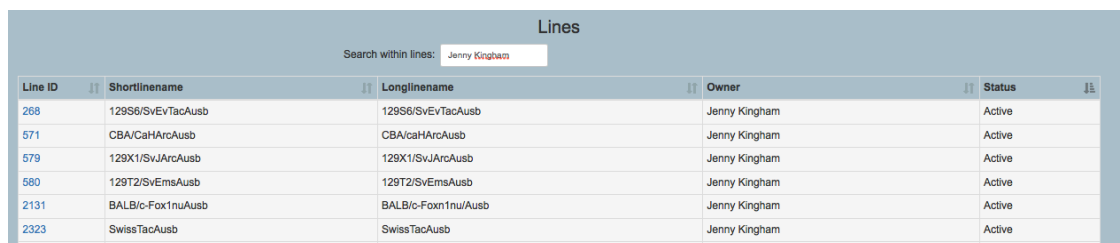
StuartWEB can be accessed via the [ABR website](#) by clicking on the StuartWEB button or at <https://abr.garvan.org.au/>.

The *Lines* section of StuartWeb is used for issuing instructions about the everyday management of your mouse colonies including *Tissue Collection*, *Phenotype information*, *Culling at Weaning*, *Stock Culling*, and *Breeding Instructions*. This section will replace the use of the Communications interface for on-going instructions. The communications interface will still be used for more specific instructions about individual mice or groups of mice.

To access the *Line Instructions* for your lines click the *Lines* tab on the StuartWeb main menu.



A table of your lines will appear. The table can be rearranged using arrows  in the table headings. A search box is also available for you to search for a specific line.



Line ID	Shortlinename	Longlinename	Owner	Status
268	129S6/SvEvTacAusb	129S6/SvEvTacAusb	Jenny Kingham	Active
571	CBA/CaHarcAusb	CBA/CaHarcAusb	Jenny Kingham	Active
579	129X1/SvJArcAusb	129X1/SvJArcAusb	Jenny Kingham	Active
580	129T2/SvEmsAusb	129T2/SvEmsAusb	Jenny Kingham	Active
2131	BALB/c-Foxn1nuAusb	BALB/c-Foxn1nuAusb	Jenny Kingham	Active
2323	SwissTacAusb	SwissTacAusb	Jenny Kingham	Active

Select the line from the table and click on it to open the *Line Instructions* window. The *Line Details* will be pre-filled with information provided in the *Line Information* form originally submitted when the line was introduced to ABR. The required *Instructions* are either text boxes or drop-down lists with limited options.

129S6/SvEvTacAusb

Line Details

Short Line Name: 129S6/SvEvTacAusb	Line ID: 268
Long Line Name: 129S6/SvEvTacAusb	Owner: Jenny Kingham
Status: Active	Publicly Viewable: Yes

Instructions

Phenotype Instructions

Monitoring:	<input type="text"/>	200 characters left
Phenotype Action:	<input type="text"/>	200 characters left
<small>Include special housing, dietary or other requirements. Include instructions on what staff should do if the phenotype is causing clinical disease</small>		
Contact Details:	<input type="text"/>	200 characters left

Weaning Instructions

Cull at weaning:	No
-------------------------	----

Tissue Collection

Type:	None	
Anticoagulant type:	<input type="text"/>	200 characters left
Comment:	<input type="text"/>	200 characters left
<small>Detail restrictions on tissue collection here e.g. first litters only or pair 25,26 only</small>		
Identification:	Tail Tattooing	
Identification Comments:	<input type="text"/>	200 characters left
<small>Detail restrictions on identification here e.g. tail tattoo only when collecting tissue</small>		
Genotype Service:	None	
Automatically upload genotype results from Garvan's GMG:	No	

Stock Culling Instructions

Cull Males:	No	
Cull Females:	No	
Comments:	<input type="text"/>	200 characters left
<small>Note any deviations from the above culling instructions e.g. Save all blue pedigree males</small>		

Breeding Instructions

Breeding Choice:	Contact Researcher for instructions	
Breeding Plan:	<input type="text"/>	200 characters left
End of breeding instructions:	<input type="text"/>	200 characters left

Save Changes

Complete all the fields as required and click *Save Changes*. These instructions are now available to ABR Animal Technicians for them to manage your colony accordingly.

If you have any issues with entering Line Instructions please contact ABR on (02) 9295 8565 or orders@abr.org.au