

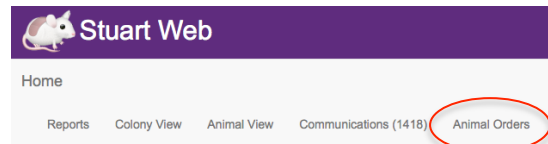


Ordering Sale Strain Mice using StuartWeb

1. Introduction

All orders for ABR sale strain mice must be placed using the StuartWeb Animal Orders interface. This interface will give each animal order an ABR order no. and will allow you to track the progress of your order.

After entering your user name and password click on the *Animal Orders* tab in the top menu.



2. Overview – Animal Orders Home Page

The home page shows a sortable list of orders that have been entered.

| Order No | PO Number | Description | Shipping Date | Status |
|----------|------------|--------------------------------------|---------------|-------------------|
| 5757-0 | ABR 16/156 | 18 x F 6 to 8 week old C57BL/6JAusb | 08 Aug 2016 | Awaiting delivery |
| 5756-0 | ABR 16/154 | 4 x M 8 to 8.5 week old C57BL/6JAusb | 08 Aug | Awaiting delivery |

a) Searching for orders

Each column can be sorted by clicking on the arrows at the top of the table (1a). Additional sort choices are available at the top and the bottom of the orders list eg. you can sort for *Line* or a *Delivery Date* (1b) range. You can also tick the *Special Request* (1c) box for orders that require additional procedures (See *Order Types below*). In addition there is a search box to look for specific text (1d). Once you find the order of interest, click on the order to see further details (2). Changes to the order can be processed using this interface (See *Section 4 Cancelling or Changing an Existing Order & Section 5 – Details about My Order*).

b) Order status

Each order is given a status so you can track its progress:

Awaiting Delivery – Mice are reserved & booked in for delivery on a van.

Leaving Facility Today – Mice leave for delivery today.

Pending – Either the order is a special request that is waiting to be processed by ABR staff, or mice for the order are not yet weaned.

In Progress – A special request that has been processed by ABR staff and is in the system.

Future Order – Used for a repeat order that is too far in advance for the van run to be listed. Mice will be booked in once the van run becomes available and the status will change to *Awaiting Delivery*.

Failed – Either the mice were not available for this date or the van was full.

Completed – Mice have been delivered.

Cancelled – The order has been cancelled.

c) Order Types

Orders can take three forms:

Standard – Any order that can be automatically processed by Stuart.

Repeat Order – Any order that is repeated at regular intervals.

Special Request – Any request that cannot be automatically processed by Stuart & requires intervention by the ABR orders team. These include:

- Time mated/pregnant
- Tail tattooed
- Weaners
- Aged stock
- Ex-breeders
- Female with litter
- Weight range
- Courier

3. Placing an Animal Order

a) Click on the + New Order button

b) Complete the delivery details (See screen below)

- Tick the *Terms and Conditions* box (1).
- Select *Destination* from the drop-down list (1).
- Select the *Delivery Date*. Note – If you select a courier delivery you will be charged the full cost of the courier (1).
- Repeat orders can be entered by clicking on the *Repeat Order* button. Enter the number of weeks between deliveries and select the no. of repeats needed (1).
- In the *PO Number* text box record the Purchase Order no. from your own institute (if applicable) (1).
- Select the strain you want to order from the drop-down list next to *Add to order animals from line*, (2) then click on the + *Add to Order* button (3).

c) Adding the animal details

- After clicking **+Add to Order** a screen appears allowing you to enter the details of the animals – *Quantity, Gender, Age & Genotype* (if relevant). (See screen below). (1)
- Select *Owner* and *Protocol* (AEC project) (2) from the drop-down list. If you are an ABR partner there will be a generic protocol provided for your institute for the purposes of Stuart. Please record your real AEC protocol no. and the contact person for the mice in the *Issue Instructions* (5) text box.
- The *Study* drop-down is only for studies set up on Stuart. (3)
- The *Special Request* (4) drop-down list must be used for any of the following orders:
 - Time mated/ pregnant – Add details of requirements in *Issue Instructions* eg. Deliver at E14.
 - Tail tattooed
 - Weaners
 - Aged stock
 - Ex-breeders
 - Females with litter – Add details such as age of litter in *Issue Instructions*.
 - Weight range- Add details of required weight range in *Issue Instructions*.
 - Courier
- If you have entered a *Standard Order* you can now check the availability of mice by clicking on the *Check Availability* (6) button. This will confirm if mice have been found.
- Additional orders can be added by selecting the strain from the *Add to order animals from line* drop-down and clicking again the **+ Add to Order** button. (7)
- *Note – Only one special order can be made at a time.*
- If a mistake is made on the order it can be removed from the list by clicking on the *Remove from order* button. (8)

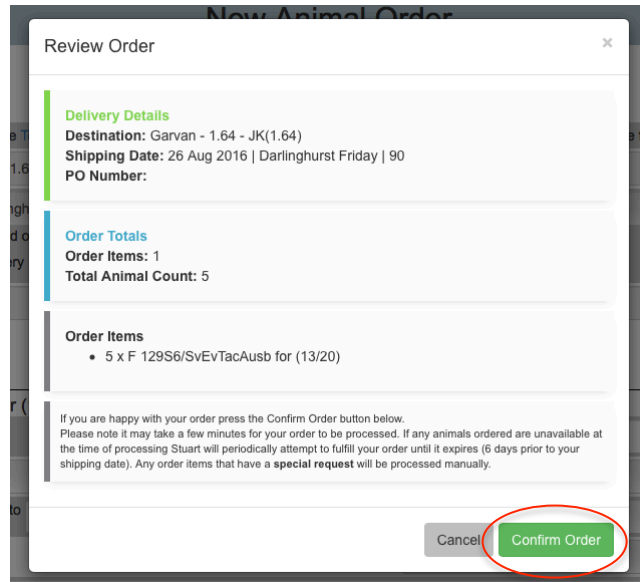
Order Items

The screenshot shows the 'Order Items' form for the strain '129S6/SvEvTacAusb'. The form contains the following fields and buttons, each highlighted with a red circle and a number:

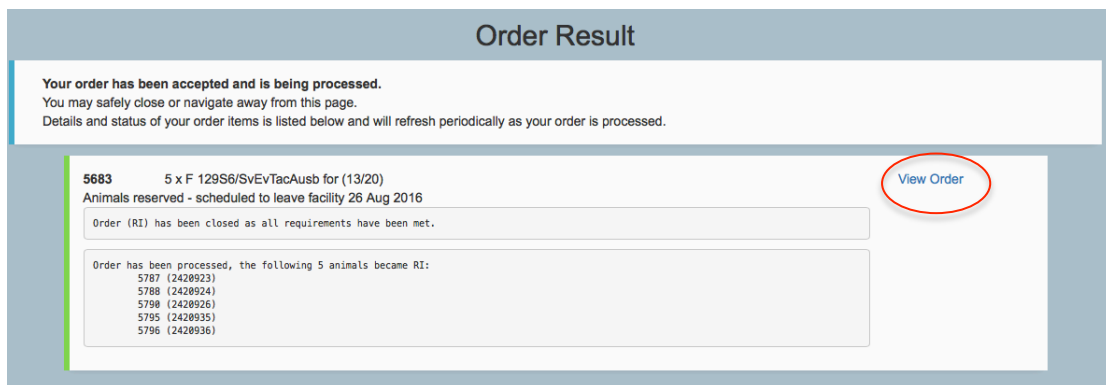
- (1) Quantity:
- (2) Owner:
- Gender: Female
- Protocol: 13/20
- (3) Study:
- (4) Special Requests:
- (5) Issue Instructions:
- (6) Check Availability:
- (8) Remove from order:
- (7) Add to order animals from line: 129S6/SvEvTacAusb
- (9) Review Order:

d) **Reviewing & confirming the order**

- When all orders have been added, click on the *Review Order* button. (See (9) on previous page)
- A summary of the order/s will appear in a pop-up screen and you will be asked to confirm by clicking on the *Confirm Order* button.



- An order result screen will appear with details of the order. Click on the *View Order* link to see further information about the order including the animals selected.



4. Cancelling or Changing an Existing Order

a) Cancelling an order

An order can be cancelled using the *Animal Orders* interface as long as it is cancelled before the order deadline (>2 working days prior to van delivery or 4 working days prior to courier deliveries).

- Go to the **Animal Orders** screen and click on the relevant order.

The screenshot displays the 'Animal Orders' interface for an order titled '5 x F 129S6/SvEvTacAusb for (13/20)'. On the left, a sidebar contains several buttons: 'Cancel Order' (circled in red and labeled '1'), 'Reduce Quantity' (circled in red and labeled '2'), 'Change Order' (circled in red and labeled '3'), 'Set as In-Progress', 'Add Comment', and 'Change Billing'. The main area is divided into three columns. The first column shows order status: 'Status: Animals reserved - scheduled to leave facility 26 Aug 2016 (Closed)', 'Owner:', and 'Destination: Garvan - 1.64 - JK(1.64)'. The second column is titled 'Animal Selection' and includes 'Line: 129S6/SvEvTacAusb', 'Quantity: 5', 'Gender: F', 'Age (weeks): to', and 'Genotype:'. The third column lists order metadata: 'OrderNo:', 'Requester:', 'Submitted:', 'PO Number:', 'Shipping Date:', 'Van/Courier:', 'Protocol:', 'Special Request:', and 'Instructions:'.

- Click on **Cancel order.** (1)

After the deadline, cancelling must be done via email with the ABR mouse orders team at orders@abr.org.au. A list of van run deadline is listed in Appendix 1.

Note – An order cannot be cancelled once the mice have been packed and have left ABR. Cancellation of some special request order is not permitted once the mice have been treated / manipulated to meet the order eg. time mating or tail tattooing.

b) Changing an existing order

Using the same interface as above some changes can be made to existing orders:

- Reducing the no. of mice ordered – Click on *Reduce Quantity* and enter the new order quantity and click **OK.** (2)
- Changing the delivery date or owner – Click on *Change Order* and a *New Delivery Date* or *New Owner* can be selected. (3)

Changes that cannot be made using this interface:

- Increasing the no. – This is done by placing another order for the additional mice needed.
- Changing the strain, sex or age of mice – The existing order must be cancelled and a new order placed.

5. Details about Orders

- Click on the order of interest in the *Animals Orders* list.

5 x F 129S6/SvEvTacAusb for (13/20)

Cancel Order

Reduce Quantity

Change Order

Set as In-Progress

Add Comment

Change Billing

Status: Animals reserved - scheduled to leave facility 26 Aug 2016 (Closed)

Owner:

Destination: Garvan - 1.64 - JK(1.64)

Animal Selection

Line: 129S6/SvEvTacAusb

Quantity: 5

Gender: F

Age (weeks): to

Genotype:

OrderNo: 5683-0

Requester: joadod

Submitted: 2016/08/03 13:55:33

PO Number:

Shipping Date: 26 Aug 2016

Van/Courier: Darlinghurst Friday

Protocol: 13/20

Special Request:

Instructions:

System Log **Animals**

| Date | Message | User |
|----------------------|---|--------|
| 03-Aug-2016 13:55:45 | Order (RI) has been closed as all requirements have been met. | system |
| 03-Aug-2016 13:55:38 | Order has been processed, the following 5 animals became RI: 5787 (2420923) 5788 (2420924) 5790 (2420926) 5795 (2420935) 5796 (2420936) | system |

- At the bottom of the page is a *Systems* log tab and an *Animals* tab.
- The *Systems* log provides an update of how the system has dealt with the order. The order is *Closed* by the system when the mice and van have been found and the system does not need to do any further work.
- The *Animals* tab will provide details of *IDs*, *Date of Birth* & *Genotype*.

System Log **Animals**

| UAI | Line | Animal ID | Sex | DOB | Status | Genotype | Location |
|---------|-------------------|-----------|-----|-------------|--------|----------|----------|
| 2420923 | 129S6/SvEvTacAusb | 5787 | F | 21-Jun-2016 | RI | | JK(B3) |
| 2420924 | 129S6/SvEvTacAusb | 5788 | F | 21-Jun-2016 | RI | | JK(B3) |
| 2420926 | 129S6/SvEvTacAusb | 5790 | F | 21-Jun-2016 | RI | | JK(B3) |
| 2420935 | 129S6/SvEvTacAusb | 5795 | F | 21-Jun-2016 | RI | | JK(B3) |
| 2420936 | 129S6/SvEvTacAusb | 5796 | F | 21-Jun-2016 | RI | | JK(B3) |

6. Trouble Shooting

For further assistance in using the interface individualized training can be provided by phone or in person (depends on location). Please contact ABR on orders@abr.org.au

Appendix 1- Deadlines for Van Deliveries

| Delivery day | Deadline | Facilities |
|---------------------|-----------------|--|
| Monday | 11am Thursday | Uni. Sydney, Centenary Inst., Heart Research Inst., Wollongong Uni., UTS |
| Tuesday | 11am Friday | Garvan, VCCRI, UNSW, NeuRA, CCIA, Western Sydney Uni., Ingham Institute, WSU |
| Wednesday | 11am Monday | Uni. Newcastle |
| Thursday | 11am Tuesday | Garvan, VCCRI, UNSW, NeuRA, CCIA, Western Sydney Uni., Ingham Institute, WSU, Macquarie Uni. |
| Friday | 11am Wednesday | Garvan, VCCRI, ANZAC, Westmead Hospital, WIMR, SCHN, CMRI |